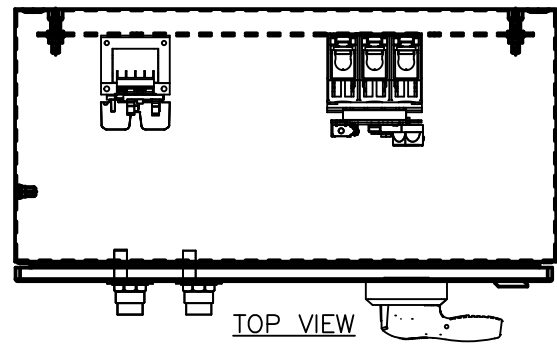


COMPONENT LIST

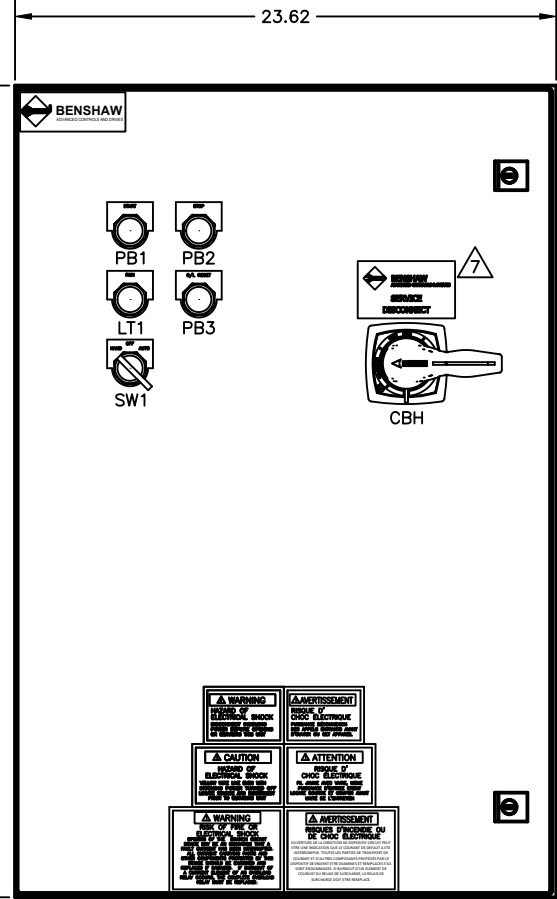
- CB1 - CIRCUIT BREAKER, 200A, 480V, 3PH, 35KAIC
- CBH - FRONT MOUNT ROTARY OPERATOR FOR UTS150/250 CIRCUIT BREAKERS, TYPE 3/3R/4, 12INCH SHAFT
- M1 - CONTACTOR, 150A, NEMA 4, 120V, 50/60HZ COIL, 2NO/2NC
- CT1,2,3 - CURRENT TRANSFORMER, 300:5, 54" LEADS, 2" WINDOW
- O/L1 - OVERLOAD RELAY, ELECTRONIC, CLASS 1-30, 1 - 5A
- ENCL - ENCLOSURE, FREESTANDING, TYPE 4, 36"H x 24"W x 12"D
- FU4,5 - CONTROL FUSES (PRIMARY SIDE), TIME DELAY, 0.4A, 600V, 200KA CLASS CC
- FU6 - CONTROL FUSES (SECONDARY SIDE), TIME DELAY, 0.8A, 500V, 10KA
- TB1 - CONTROL TERMINAL BLOCK
- TB2 - CONTROL TERMINAL BLOCK
- T1 - CONTROL TRANSFORMER, 75VA, 480V PRIMARY - 120V SECONDARY
- PB1 - START PUSHBUTTON, 30MM, FLUSH GREEN, W/ N.O. CONTACT
- PB2 - STOP PUSHBUTTON, 30MM, RAISED RED, W/ N.C. CONTACT
- PB3 - R/L RESET PUSHBUTTON, 30MM, FLUSH BLACK, W/ N.O. CONTACT
- LT1 - RUN PILOT LIGHT, 30MM, ILLUMINATED, 120V, RED
- SW1 - H-O-A SELECTOR SWITCH, 30MM, 3-POSITION, W/ N.O./N.C. CONTACTS

NOTES:

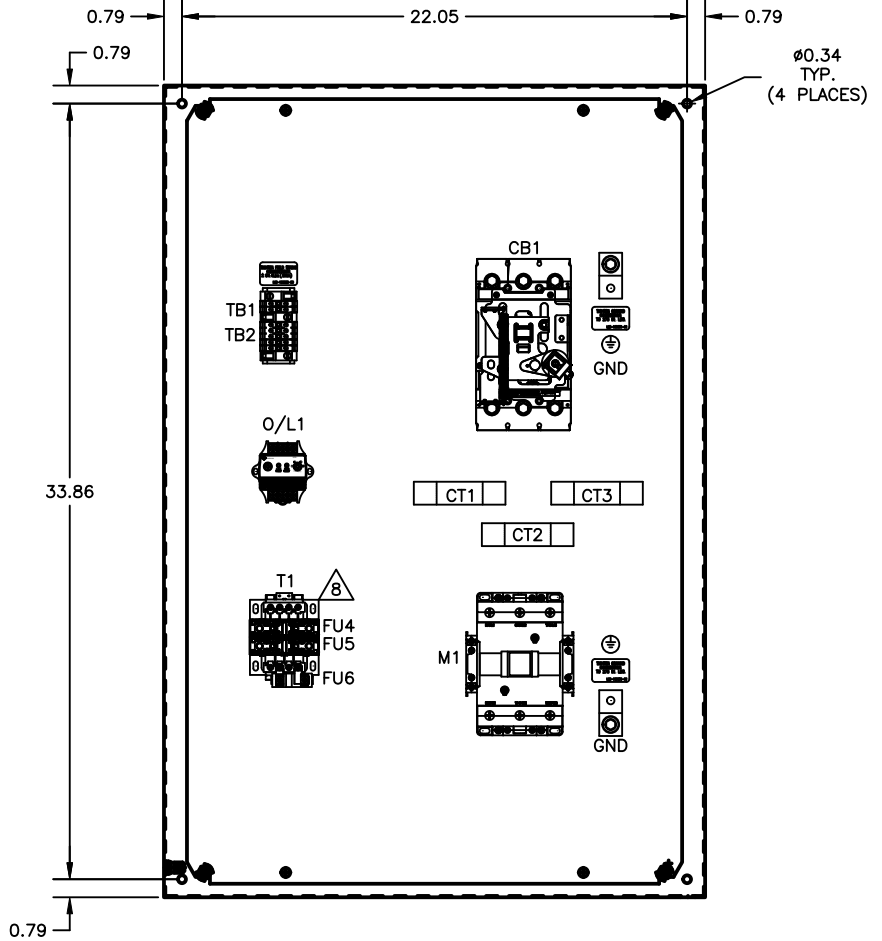
1. MINIMUM WIRE BENDING SPACE SHALL BE 7.00" FROM TOP OF CIRCUIT BREAKER POWER CONNECTION TO TOP OF ENCLOSURE.
2. MINIMUM WIRE BENDING SPACE SHALL BE 7.00" FROM BOTTOM OF OUTPUT CONTACTOR POWER CONNECTION TO BOTTOM OF ENCLOSURE.
3. ENCLOSURE LAYOUT IS DESIGNED FOR CABLE ENTRY/EXIT TO BE TOP/BOTTOM.
4. ENCLOSURE IS RAL7035 LIGHT GREY POWDER COATED INSIDE AND OUT.
5. ENCLOSURE ENVIROMENTAL RATING IS UL TYPE 3R/4.
6. UNIT SCCR IS 35KAIC.
7. MOTOR CONTROLLER IS SUITABLE FOR USE AS SERVICE EQUIPMENT. IF MOTOR CONTROLLER IS GOING TO BE USED AS SERVICE EQUIPMENT, INSTALL "SERVICE DISCONNECT" LEGEND AS SHOWN. "SERVICE DISCONNECT" IS SHIPPED LOOSE WITH MOTOR CONTROLLER.
8. STARTER IS SHIPPED WITH 480VAC TRANSFORMER PRIMARY FUSING. FOR 240VAC APPLICATION REMOVE FU4 & FU5 0.4A FUSES, REPLACE WITH 0.8A FUSES AND JUMPER PER TRANSFORMER LABEL ON BASE FOR 240VAC.



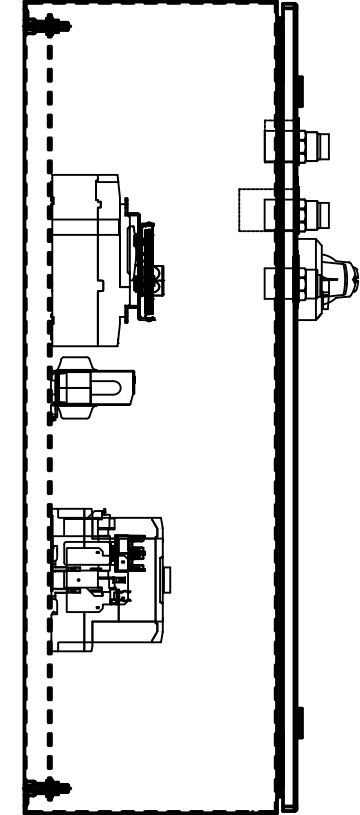
TOP VIEW



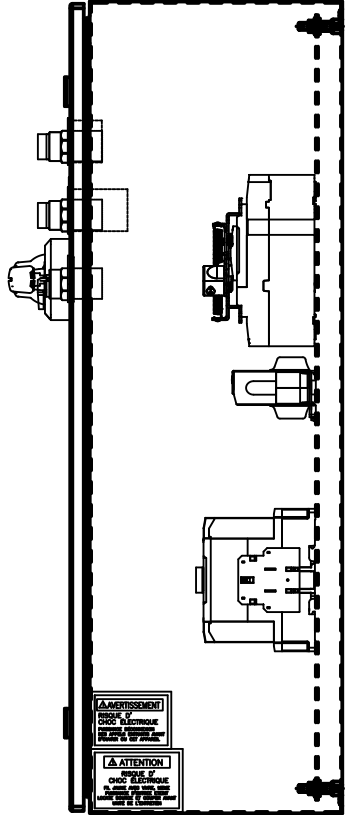
FRONT VIEW



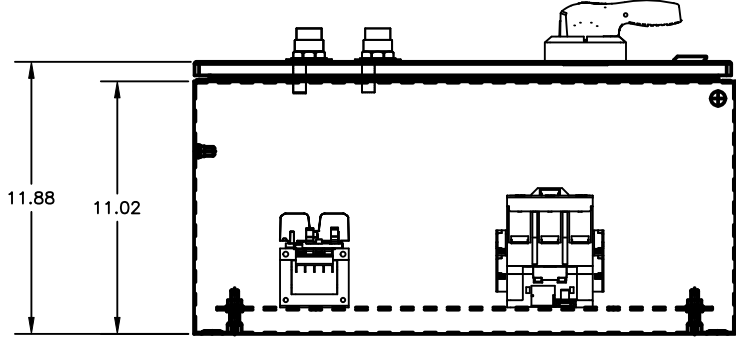
PLAN VIEW



LEFT SIDE VIEW



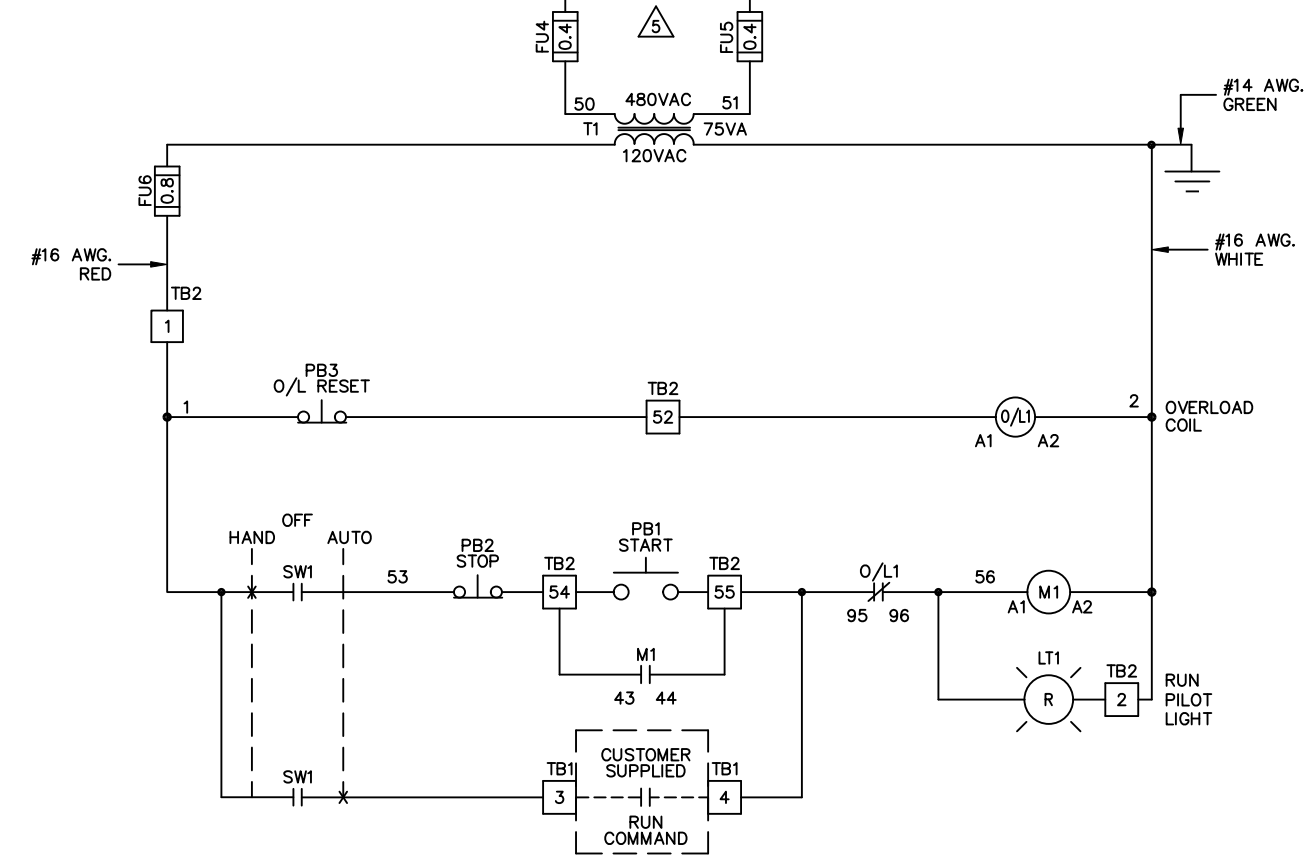
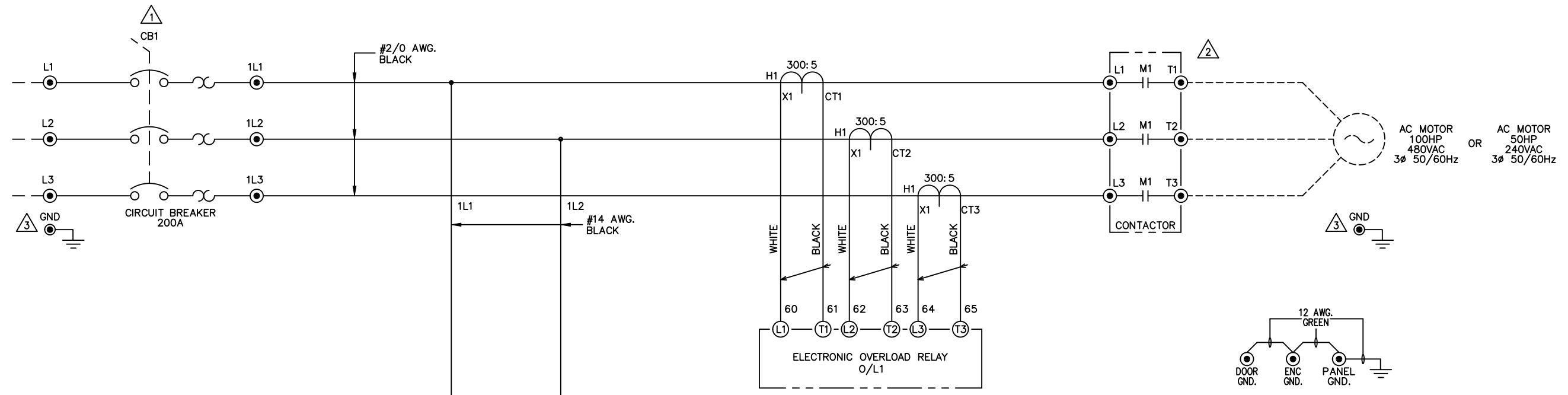
RIGHT SIDE VIEW



BOTTOM VIEW

REVISIONS DO NOT SCALE DWG	THIRD ANGLE PROJECTION	UNLESS OTHERWISE SPECIFIED ALL DIMENSIONS IN INCHES INTERPRET DRAWING PER ASME Y14.5M-1994 TOLERANCES: .XX ± .03 .XXX ± .015 ANGLES ± 1° MATERIAL: FINISH:	TITLE: ENCLOSURE LAYOUT CBRC12-N4-3R NEMA SIZE 4 STARTER 480VAC LINE CPT, ELECTRONIC O/L START, STOP, RESET PB'S RUN LT, H-O-A SW	SIGNATURES DRWN: TJR 06/05/20 CHKD: MSN 06/15/20 ENGR: MSN 06/15/20 MFG:	DATE 06/05/20 06/15/20 06/15/20	615 ALPHA DRIVE PITTSBURGH, PA. 15238 550 BRIGHT STREET LISTOWEL, ONTARIO M4W 3W3	
	THIS DRAWING AND ALL INFORMATION CONTAINED HEREIN, IS THE PROPERTY OF BENSHAW INC. AND MAY NOT BE REPRODUCED, OR DIVULGED TO UNAUTHORIZED PERSONS WITHOUT THE EXPRESS WRITTEN CONSENT OF BENSHAW INC. IT IS PROVIDED SOLELY FOR THE CONVENIENCE OF THE USER AND SHALL BE RETURNED UPON REQUEST.			SIZE: D DWG NO.:	CBR12-N4-3R		REV: 0
	SCALE: 3"=1'-0"			SHEET 1 OF 2			
	SHEET 1 OF 2						

CBRC12-N4-3R



STANDARD LEGEND

- WIRE NODE SYMBOL MAY HAVE TERMINAL BLOCK
- BENSRAW SUPPLIED TERMINAL BLOCK
- TERMINAL STRIP
- POWER CONNECTION
- PC BOARD TERMINALS
- TWISTED PAIR
- TWISTED SHIELDED PAIR
- SHIELDED WIRE
- FIELD WIRING

NOTES

- 1 WIRE SIZE RANGE: (1) 1/0-300KCMIL
TIGHTENING TORQUE: 1/0-4/0AWG 283.2LB-IN (32Nm)
TIGHTENING TORQUE: 250-300KCMIL 389.4LB-IN (44Nm)
- 2 WIRE SIZE RANGE: (1) 3-4/0AWG, M8 BOLT CONNECTION
TIGHTENING TORQUE: 80LB-IN (9.1NM)
- 3 WIRE SIZE RANGE: (1) 6-250KCMIL
TIGHTENING TORQUE: 275LB-IN (31.1NM)
4. TIGHTEN CONTROL TERMINALS TO 4.4 in.\lbs (.5Nm)
- 5 STARTER IS SHIPPED WITH 480VAC FUSING.
FOR 240VAC APPLICATION REMOVE FU4 & FU5 0.4A FUSES
AND REPLACE WITH 0.8A FUSES. MOVE JUMPERS FOR 240VAC
PER TRANSFORMER LABEL ON BASE.

REVISIONS DO NOT SCALE DWG	THIRD ANGLE PROJECTION	UNLESS OTHERWISE SPECIFIED ALL DIMENSIONS IN INCHES INTERPRET DRAWING PER ASME Y14.5M-1994	TITLE: SCHEMATIC CBRC12-N4-3R NEMA SIZE 4 STARTER 480VAC LINE CPT, ELECTRONIC O/L START, STOP, RESET PB'S RUN LT, H-O-A SW	SIGNATURES: TJR DATE: 06/05/20 CHKD: MSN DATE: 06/15/20 ENG: MSN DATE: 06/15/20 MFR:	615 ALPHA DRIVE PITTSBURGH, PA 15238 550 BRIGHT STREET LUSTOWEL, ONTARIO M4W 3W5
	THIS DRAWING AND ALL INFORMATION CONTAINED HEREIN, IS THE PROPERTY OF BENSHAW INC. AND MAY NOT BE REPRODUCED, OR DULGLED TO UNAUTHORIZED PERSONS WITHOUT THE EXPRESS WRITTEN CONSENT OF BENSHAW INC. IT IS PROVIDED SOLELY FOR THE CONVENIENCE OF THE USER AND SHALL BE RETURNED UPON REQUEST.		MATERIAL: FINISH:	SIZE: D DWG NO.: REV: 0	
	SCALE:			SHEET 2 OF 2	
	CBRC12-N4-3R				