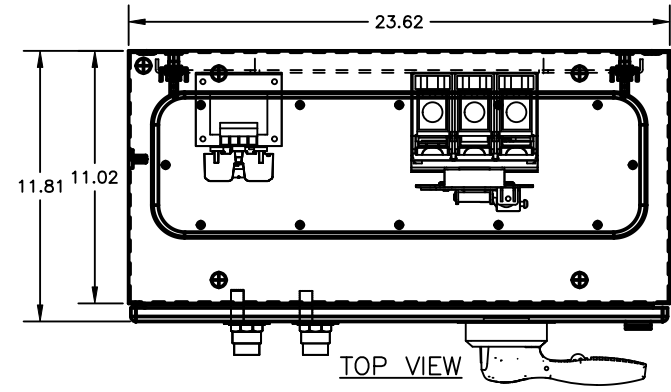
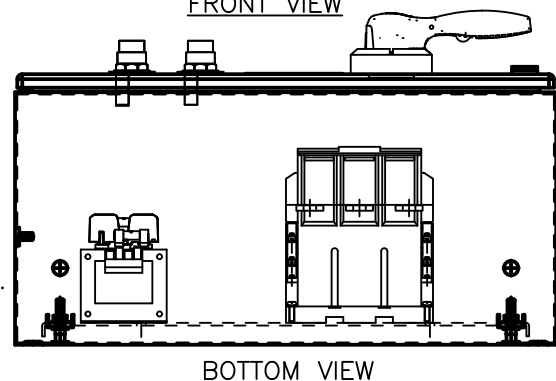
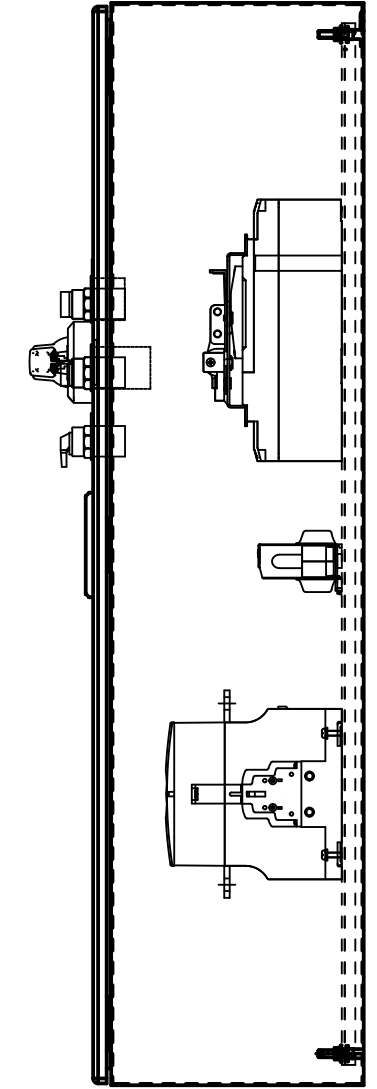
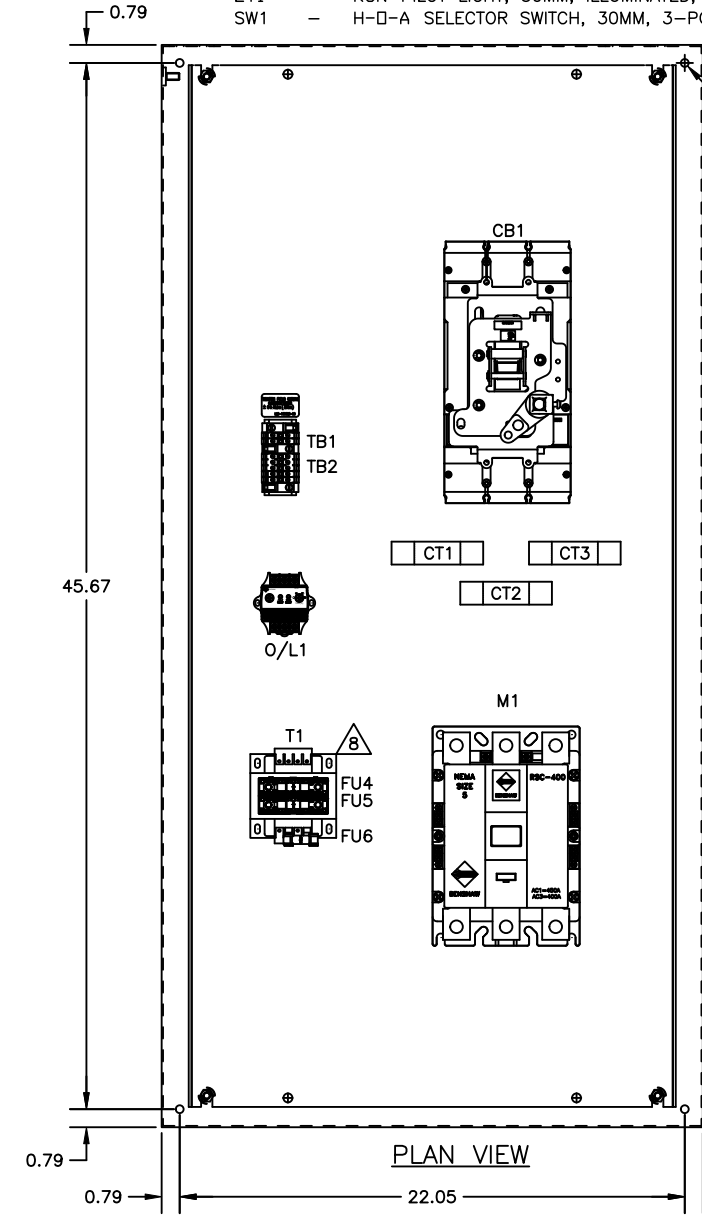
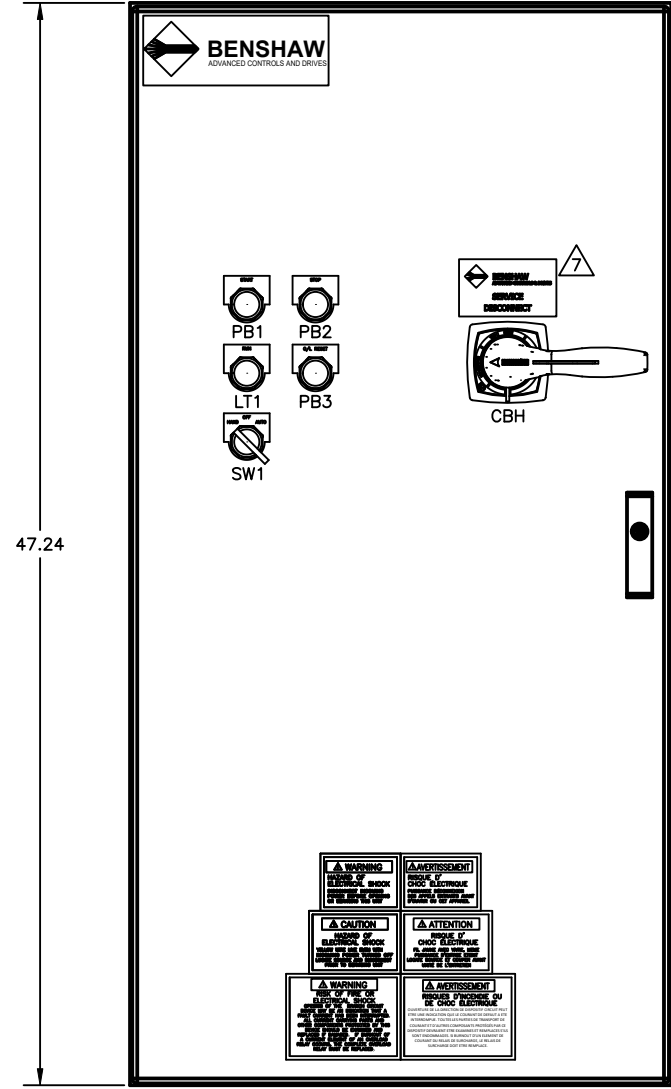
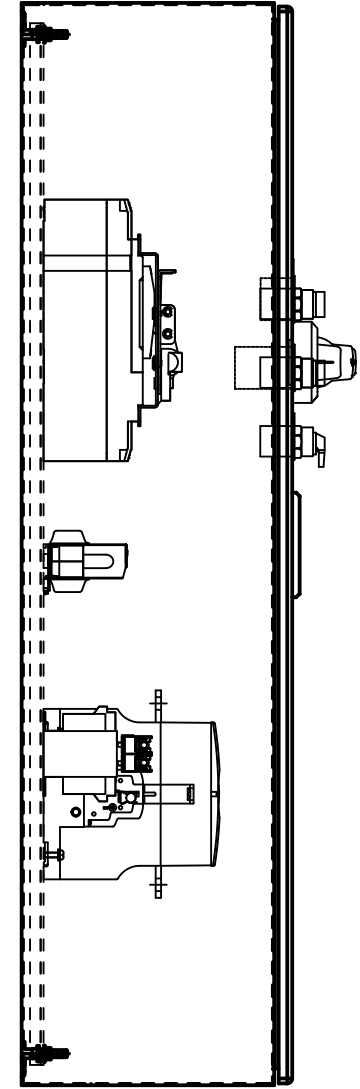


CBCR12-N5-3R



COMPONENT LIST

- CB1 - CIRCUIT BREAKER, 400A, 480V, 3PH, 35KAIC
- CBH - FRONT MOUNT ROTARY OPERATOR FOR UTS400/600 CIRCUIT BREAKERS, TYPE 3/3R/4, 12INCH SHAFT
- M1 - CONTACTOR, 300A, NEMA 5, 120V, 50/60HZ COIL, 2NO/2NC
- CT1,2,3 - CURRENT TRANSFORMER, 300:5, 54" LEADS, 2" WINDOW
- O/L1 - OVERLOAD RELAY, ELECTRONIC, CLASS 1-30, 1 - 5A
- ENCL - ENCLOSURE, FREESTANDING, TYPE 4, 48"H x 24"W x 12"D
- FU4,5 - CONTROL FUSES (PRIMARY SIDE), TIME DELAY, 0.8A, 600V, 200KA CLASS CC
- FU6 - CONTROL FUSES (SECONDARY SIDE), TIME DELAY, 1.5A, 500V, 10KA
- TB1 - CONTROL TERMINAL BLOCK
- TB2 - CONTROL TERMINAL BLOCK
- T2 - CONTROL TERMINAL BLOCK
- T1 - CONTROL TRANSFORMER, 150VA, 480V PRIMARY - 120V SECONDARY
- PB1 - START PUSHBUTTON, 30MM, FLUSH GREEN, W/ N.O. CONTACT
- PB2 - STOP PUSHBUTTON, 30MM, RAISED RED, W/ N.C. CONTACT
- PB3 - D/L RESET PUSHBUTTON, 30MM, FLUSH BLACK, W/ N.O. CONTACT
- LT1 - RUN PILOT LIGHT, 30MM, ILLUMINATED, 120V, RED
- SW1 - H-D-A SELECTOR SWITCH, 30MM, 3-POSITION, W/ N.O./N.C. CONTACTS

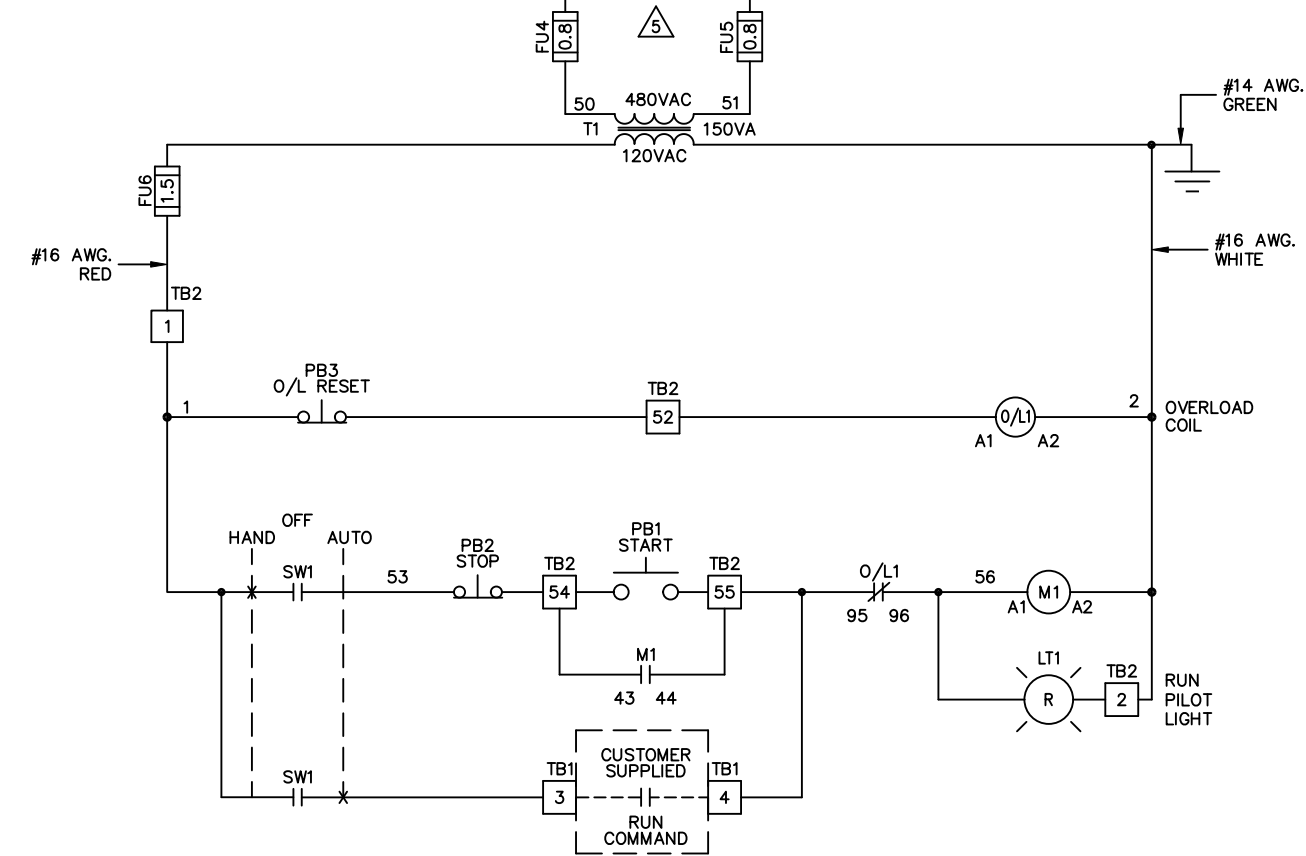
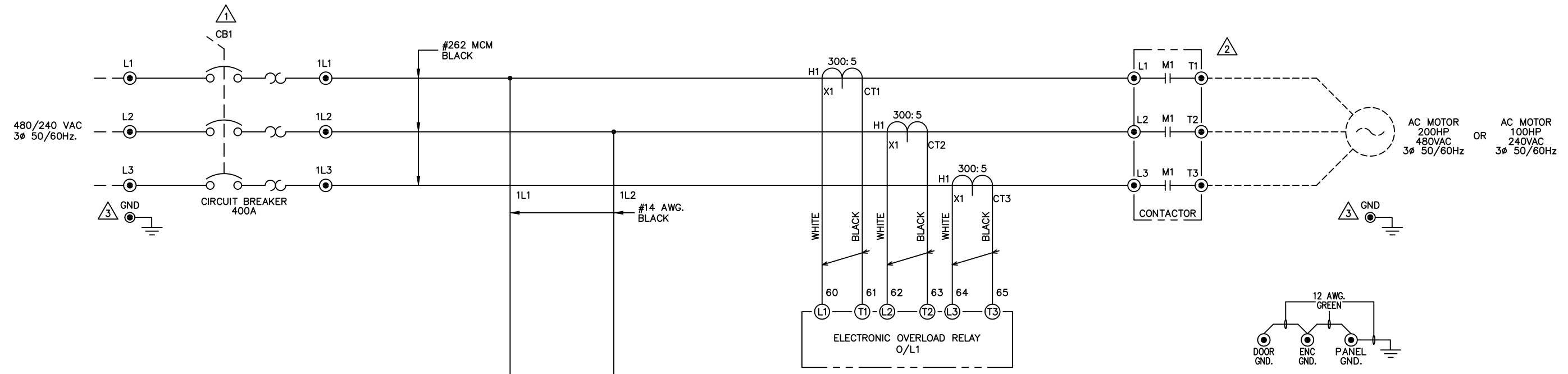


- NOTES:
1. MINIMUM WIRE BENDING SPACE SHALL BE 8.00" FROM TOP OF CIRCUIT BREAKER POWER CONNECTION TO TOP OF ENCLOSURE.
 2. MINIMUM WIRE BENDING SPACE SHALL BE 8.00" FROM BOTTOM OF OUTPUT CONTACTOR POWER CONNECTION TO BOTTOM OF ENCLOSURE.
 3. ENCLOSURE LAYOUT IS DESIGNED FOR CABLE ENTRY/EXIT TO BE TOP/BOTTOM.
 4. ENCLOSURE IS RAL7035 LIGHT GREY POWDER COATED INSIDE AND OUT.
 5. ENCLOSURE ENVIROMENTAL RATING IS UL TYPE 3R/4.
 6. UNIT SCCR IS 35KAIC.
 7. MOTOR CONTROLLER IS SUITABLE FOR USE AS SERVICE EQUIPMENT. IF MOTOR CONTROLLER IS GOING TO BE USED AS SERVICE EQUIPMENT, INSTALL "SERVICE DISCONNECT" LEGEND AS SHOWN. "SERVICE DISCONNECT" IS SHIPPED LOOSE WITH MOTOR CONTROLLER.
 8. STARTER IS SHIPPED WITH 480VAC TRANSFORMER PRIMARY FUSING. FOR 240VAC APPLICATION REMOVE FU4 & FU5 0.8A FUSES, REPLACE WITH 1.5A FUSES AND JUMPER PER TRANSFORMER LABEL ON BASE FOR 240VAC.

REVISIONS DO NOT SCALE DWG	THIRD ANGLE PROJECTION	UNLESS OTHERWISE SPECIFIED	TITLE:
	THIS DRAWING AND ALL INFORMATION CONTAINED HEREIN, IS THE PROPERTY OF BENSCHAW INC. AND MAY NOT BE REPRODUCED, OR DIVULGED TO UNAUTHORIZED PERSONS WITHOUT THE EXPRESS WRITTEN CONSENT OF BENSCHAW INC. IT IS PROVIDED SOLELY FOR THE CONVENIENCE OF THE USER AND SHALL BE RETURNED UPON REQUEST.	ALL DIMENSIONS IN INCHES INTERPRET DRAWING PER ASME Y14.5M-1994	ENCLOSURE LAYOUT CBCR12-N5-3R NEMA SIZE 5 STARTER 480VAC LINE CPT, ELECTRONIC O/L START, STOP, RESET PB'S RUN LT, H-O-A SW
	TOLERANCES: .XX ± .03 .XXX ± .015 ANGLES ± 1°	MATERIAL:	FINISH:

DRWN: TJR	DATE: 06/05/20		815 ALPHA DRIVE PITTSBURGH, PA. 15238 550 BRIGHT STREET LITTONWEL, ONTARIO M4W 3W3
CHKD: MSN	06/15/20		
ENG: MSN	06/15/20		
MFR:			
SIZE: D	DWG NO.:	CBCR12-N5-3R	
SCALE: 3"=1'-0"		REV 0	
		SHEET 1 OF 2	

CBRC12-N5-3R
ON DMG



STANDARD LEGEND

- WIRE NODE SYMBOL MAY HAVE TERMINAL BLOCK
- BENSRAW SUPPLIED TERMINAL BLOCK
- TERMINAL STRIP
- POWER CONNECTION
- PC BOARD TERMINALS
- TWISTED PAIR
- TWISTED SHIELDED PAIR
- SHIELDED WIRE
- FIELD WIRING

NOTES

- 1 WIRE SIZE RANGE: (1) 1/0-600KCMIL
TIGHTENING TORQUE: 1/0-300KCMIL 358.5LB-IN (40.5Nm)
TIGHTENING TORQUE: 350-600KCMIL 478LB-IN (54Nm)
- 2 WIRE SIZE RANGE: (1) 4/0-500KCMIL, M12 BOLT CONNECTION
TIGHTENING TORQUE: 200LB-IN (22.6Nm)
- 3 WIRE SIZE RANGE: (1) 6-250KCMIL
TIGHTENING TORQUE: 275LB-IN (31.1Nm)
4. TIGHTEN CONTROL TERMINALS TO 4.4 in.\lbs (.5Nm)
- 5 STARTER IS SHIPPED WITH 480VAC FUSING.
FOR 240VAC APPLICATION REMOVE FU4 & FU5 0.8A FUSES
AND REPLACE WITH 1.5A FUSES. MOVE JUMPERS FOR 240VAC
PER TRANSFORMER LABEL ON BASE.

REVISIONS DO NOT SCALE DWG	THIRD ANGLE PROJECTION	UNLESS OTHERWISE SPECIFIED ALL DIMENSIONS IN INCHES INTERPRET DRAWING PER ASME Y14.5M-1994	TITLE: SCHEMATIC CBRC12-N5-3R NEMA SIZE 5 STARTER 480VAC LINE CPT, ELECTRONIC O/L START, STOP, RESET PB'S RUN LT, H-O-A SW	SIGNATURES: TJR DATE: 06/05/20 CHKD: MSN DATE: 06/15/20 ENG: MSN DATE: 06/15/20 MFG:	615 ALPHA DRIVE PITTSBURGH, PA 15238 550 BRIGHT STREET LUSTOWEL, ONTARIO M4W 3W5
	THIS DRAWING AND ALL INFORMATION CONTAINED HEREIN, IS THE PROPERTY OF BENSHAW INC. AND MAY NOT BE REPRODUCED, OR DIVULGED TO UNAUTHORIZED PERSONS WITHOUT THE EXPRESS WRITTEN CONSENT OF BENSHAW INC. IT IS PROVIDED SOLELY FOR THE CONVENIENCE OF THE USER AND SHALL BE RETURNED UPON REQUEST.		MATERIAL: FINISH:	SIZE: D DWG NO.: REV: 0	
	CBRC12-N5-3R			SCALE:	
	SHEET 2 OF 2				