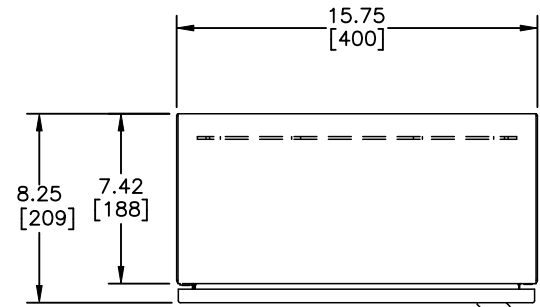


CSXI-0052-2-PP-N3R-CB-PD
ON DWG

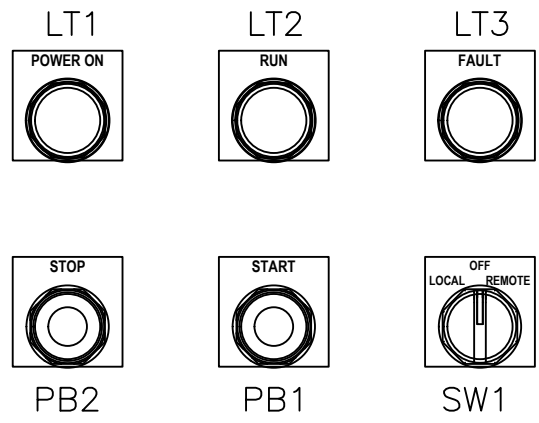
COMPONENT LIST

- CB1 - CIRCUIT BREAKER, 80A, 240V, 3PH, 65KAIC
- CR1 - CONTROL RELAY, 5A, 120V, 4-POLE
- CR2 - CONTROL RELAY, 5A, 120V, 4-POLE
- CSXi - SOFT STARTER, CSXi SERIES, 60A, 380-600V, BYPASSED
- ENCL - ENCLOSURE, WALL MOUNT, TYPE 12/4, 20"H x 16"W x 8"D
- FU1-2 - CONTROL FUSES (PRIMARY SIDE), TIME DELAY, 0.8A, 600V, 200KA CLASS CC
- FU3 - CONTROL FUSES (SECONDARY SIDE), TIME DELAY, 0.8A, 500V, 10KA
- HTR - HEATER, 120V, 20W, RADIATED
- TB1 - CONTROL TERMINAL BLOCKS
- TSTAT - THERMOSTAT, 0-60 DEG C, NCC STYLE
- XF1 - CONTROL TRANSFORMER, 75VA, 480V PRIMARY - 120V SECONDARY
- LT1 - PILOT LIGHT, 22MM, PTT, ILLUMINATED, 120V, RED LED
- LT2 - PILOT LIGHT, 22MM, PTT, ILLUMINATED, 120V, GREEN LED
- LT3 - PILOT LIGHT, 22MM, PTT, ILLUMINATED, 120V, AMBER LED
- PB1 - PUSHBUTTON, 22MM, FLUSH GREEN, W/ N.O. CONTACT
- PB2 - PUSHBUTTON, 22MM, RAISED RED, W/ N.C. CONTACT
- SW1 - SELECTOR SWITCH, 22MM, 3-POSITION, W/ (2)N.O. CONTACTS

A
B
C
D
E
F
G
H
I
J
K
L
M
N



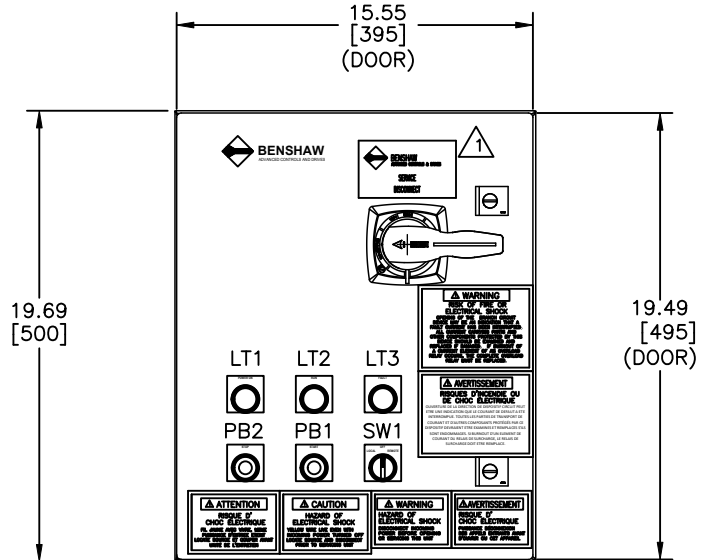
TOP VIEW



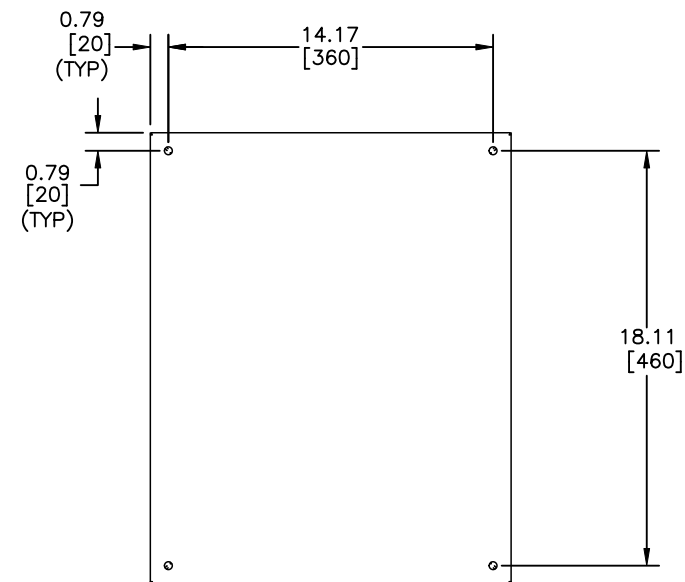
DOOR DEVICES
(SCALE: 3x)

NOTES:

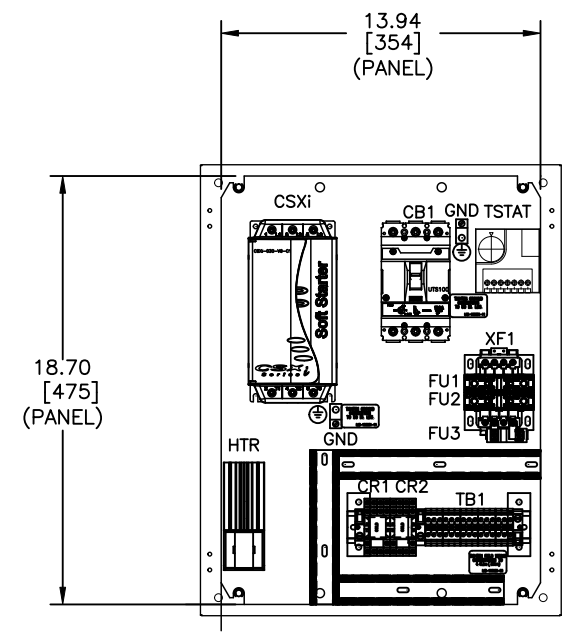
⚠ MOTOR CONTROLLER IS SUITABLE FOR USE AS SERVICE EQUIPMENT. IF MOTOR CONTROLLER IS GOING TO BE USED AS SERVICE EQUIPMENT, INSTALL "SERVICE DISCONNECT" LEGEND AS SHOWN. "SERVICE DISCONNECT" IS SHIPPED LOOSE WITH MOTOR CONTROLLER.



FRONT VIEW



REAR VIEW
(MOUNTING HOLES)



PANEL VIEW

APPROV: CHG BY: CHANGE:	REVISIONS DO NOT SCALE DWG	THIRD ANGLE PROJECTION ALL DIMENSIONS IN INCHES INTERPRET DRAWING PER ASME Y14.5M-1994 TOLERANCES: .XX ± .03 .XXX ± .015 ANGLES ± 1° MATERIAL: FINISH:	TITLE: ENCLOSURE LAYOUT CSXI-0052-2-PP-N3R-CB-PD 20HP (54 AMPS) @ 230V (400% CURRENT FOR 6 SECONDS STANDARD DUTY RATED)	<table border="1" style="width: 100%; border-collapse: collapse;"> <tr> <th>SIGNATURES</th> <th>DATE</th> </tr> <tr> <td>DRWN: SKW</td> <td>02/24/20</td> </tr> <tr> <td>CHKD: MSN</td> <td>02/28/20</td> </tr> <tr> <td>ENGR: MSN</td> <td>03/31/20</td> </tr> <tr> <td>MFG:</td> <td></td> </tr> <tr> <td>SIZE: D</td> <td>DWG NO. CSXI-0052-2-PP-N3R-CB-PD</td> </tr> </table>	SIGNATURES	DATE	DRWN: SKW	02/24/20	CHKD: MSN	02/28/20	ENGR: MSN	03/31/20	MFG:		SIZE: D	DWG NO. CSXI-0052-2-PP-N3R-CB-PD	<p>BENSRAW</p> <p style="font-size: 8px;">815 ALPHA DRIVE PITTSBURGH, PA. 15238 550 BRIGHT STREET LITTONEL, ONTARIO M4W 3W3</p>	REV 0 SCALE: 1:4 SHEET 1 OF 2
SIGNATURES	DATE																	
DRWN: SKW	02/24/20																	
CHKD: MSN	02/28/20																	
ENGR: MSN	03/31/20																	
MFG:																		
SIZE: D	DWG NO. CSXI-0052-2-PP-N3R-CB-PD																	

CSXI-0052-2-PP-N3R-CB-PD
ON DWG

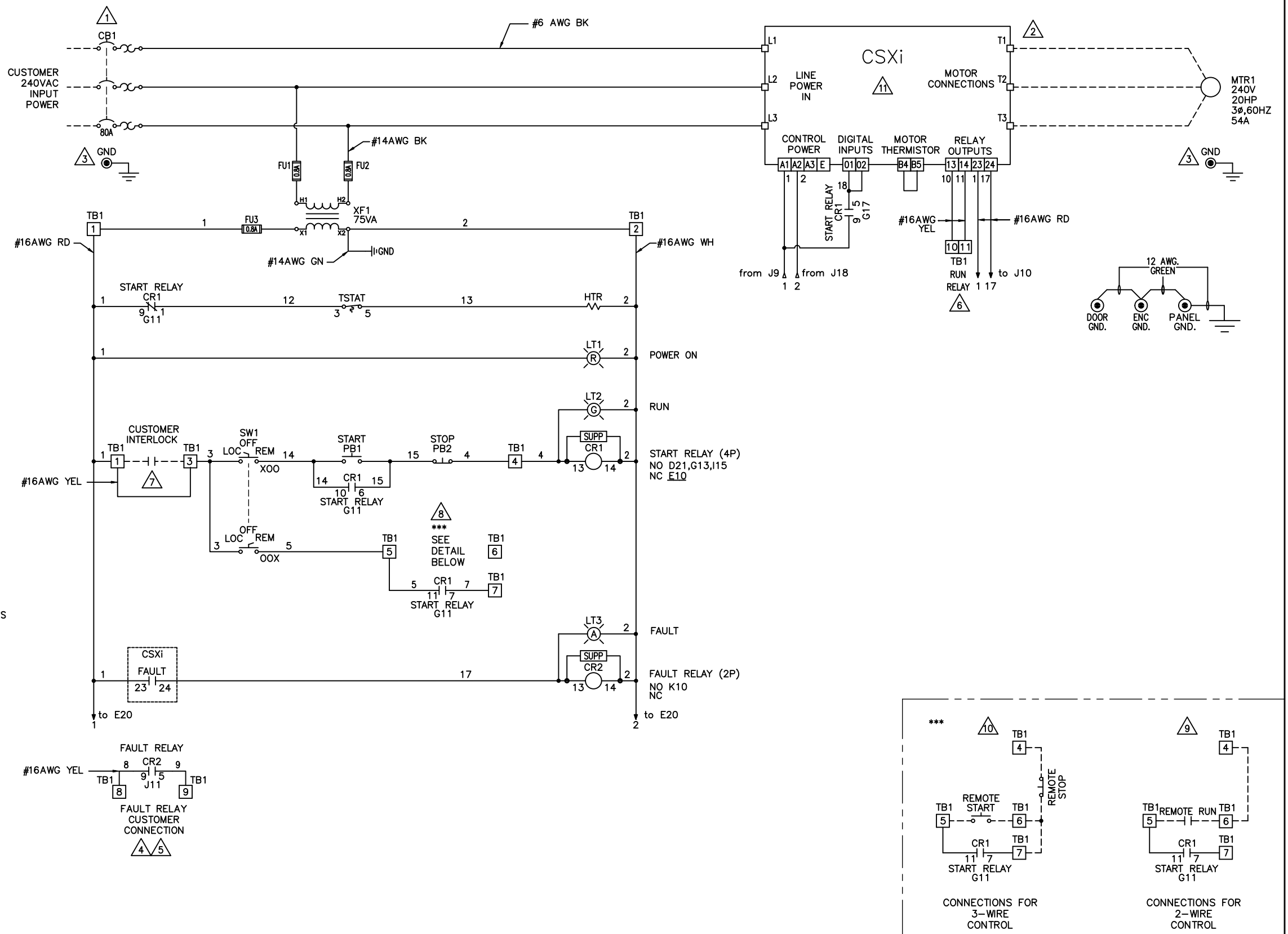
A
B
C
D
E
F
G
H
I
J
K
L
M
N

NOTES

- 1 WIRE SIZE RANGE: (1) 14-3AWG
TIGHTENING TORQUE: 14-10AWG 31.9LB-IN (3.6Nm)
TIGHTENING TORQUE: 8AWG 39.8LB-IN (4.5Nm)
TIGHTENING TORQUE: 6-3AWG 47.8LB-IN (5.4Nm)
- 2 WIRE SIZE RANGE: (1) 8-2AWG
TIGHTENING TORQUE: 26.4LB-IN (3NM)
- 3 WIRE SIZE RANGE: (1) 14-6AWG
TIGHTENING TORQUE: 45LB-IN (5NM)
- 4 CUSTOMER SHOULD MONITOR FAULT CONTACTS OF RELAY (CR2) FOR FAULT DETECTION, AND REMOVE 2 WIRE RUN COMMAND WHEN A FAULT IS DETECTED.
- 5 CONTACT RATINGS:
240VAC 5A RESISTIVE 1.2A INDUCTIVE
30VDC 5A RESISTIVE 2A INDUCTIVE
- 6 CONTACT RATINGS:
250VAC 6A RESISTIVE
30VDC 6A RESISTIVE
- 7 REMOVE JUMPER WHEN INTERLOCKS ARE INSTALLED.
- 8 SELECT EITHER TWO OR THREE WIRE CONTROL.
- 9 STARTER SHIPPED SETUP FOR CUSTOMER SUPPLIED REMOTE 2 WIRE CONTROL.
- 10 IF CUSTOMER SUPPLIED REMOTE 3 WIRE CONTROL IS NEEDED MAKE CUSTOMER CONNECTIONS AS SHOWN.
- 11 REFER TO USER GUIDE FOR STARTER ADJUSTMENTS AND RESET IF TRIP OCCURS

STANDARD LEGEND

- WIRE NODE SYMBOL MAY HAVE TERMINAL BLOCK
- BENSHAW SUPPLIED TERMINAL BLOCK
- TERMINAL STRIP
- POWER CONNECTION
- PC BOARD TERMINALS
- TWISTED PAIR
- TWISTED SHIELDED PAIR
- SHIELDED WIRE
- FIELD WIRING



APPROV: CHG BY: CHANGE:	REVISIONS DO NOT SCALE DWG	THIRD ANGLE PROJECTION	UNLESS OTHERWISE SPECIFIED ALL DIMENSIONS IN INCHES INTERPRET DRAWING PER ASME Y14.5M-1994	TITLE: SCHEMATIC CSXI-0052-2-PP-N3R-CB-PD 20HP (54 AMPS) @ 230V (400% CURRENT FOR 6 SECONDS STANDARD DUTY RATED)	SIGNATURES DATE DRWN: SKW 02/24/20 CHKD: MSN 02/28/20 ENG: MSN 03/31/20 MFR:
		THIS DRAWING AND ALL INFORMATION CONTAINED HEREIN, IS THE PROPERTY OF BENSHAW INC. AND MAY NOT BE REPRODUCED, OR DIVULGED TO UNAUTHORIZED PERSONS WITHOUT THE EXPRESS WRITTEN CONSENT OF BENSHAW INC. IT IS PROVIDED SOLELY FOR THE CONVENIENCE OF THE USER AND SHALL BE RETURNED UPON REQUEST.		MATERIAL: FINISH:	BENS ^{HAW} 615 ALPHA DRIVE PITTSBURGH, PA 15238 550 BRIGHT STREET LISTOWEL, ONTARIO M4W 3W3
		SIZE: D DWG NO.: CSXI-0052-2-PP-N3R-CB-PD			REV: 0
		SCALE: 1:1			SHEET 2 OF 2