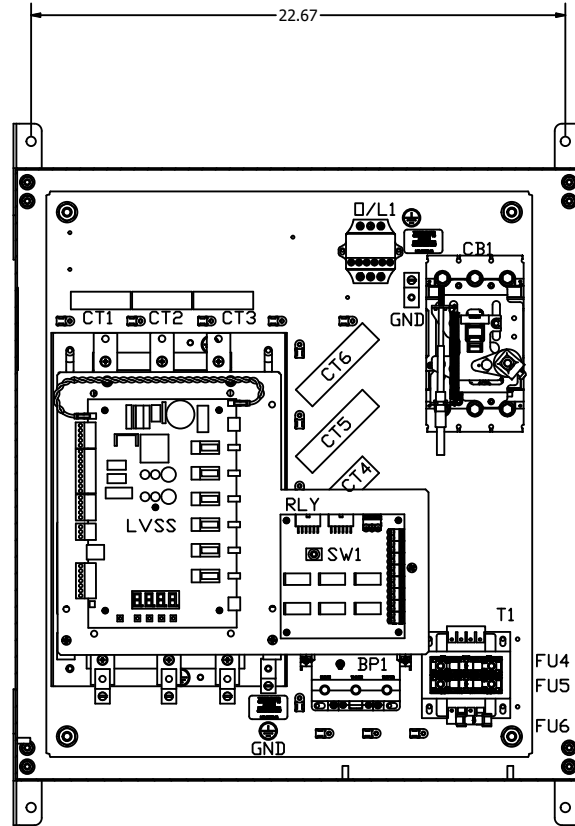
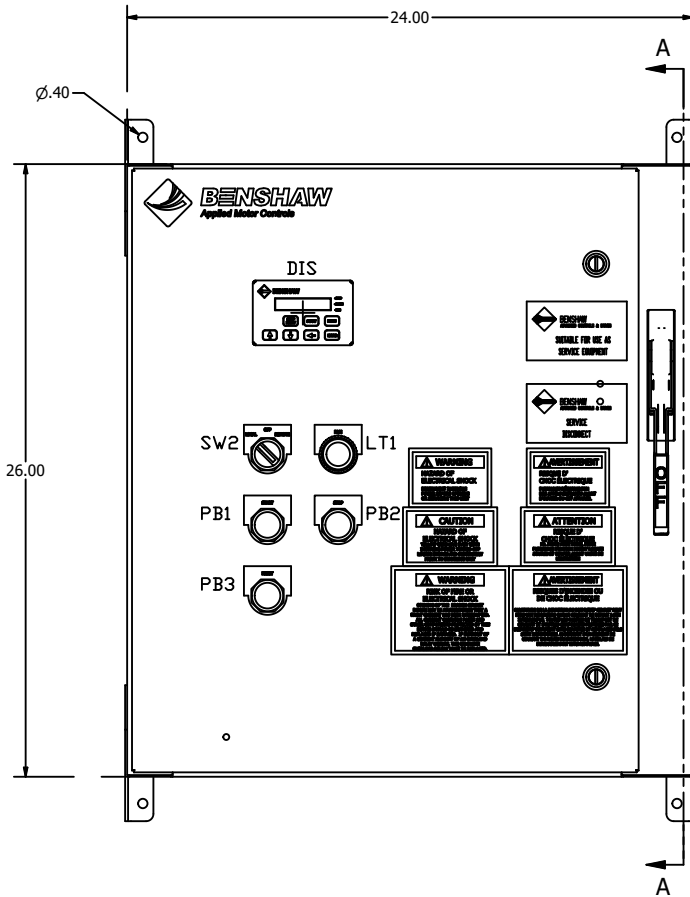
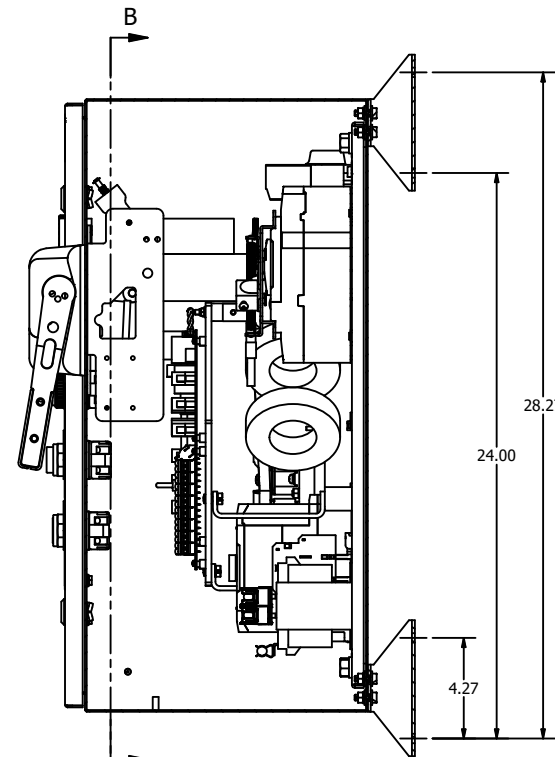


NOTES:

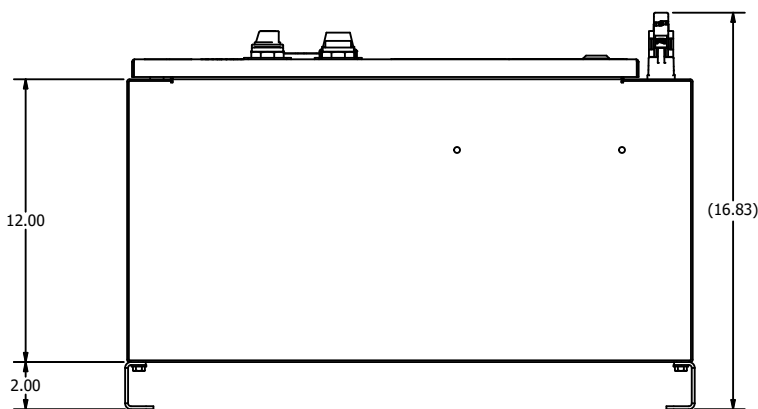
- 1. MINIMUM WIRE BENDING SPACE SHALL BE 3.00" FROM TOP OF CIRCUIT BREAKER POWER CONNECTION TO TOP OF ENCLOSURE.
- 2. ENSURE THAT ALL RIBBON CABLES ARE ROUTED AWAY FROM POWER CONDUCTORS.
- 3. MINIMUM WIRE BENDING SPACE SHALL BE 3.00" FROM BOTTOM OF POWERSTACK POWER CONNECTION TO BOTTOM OF ENCLOSURE.
- 4. ENCLOSURE LAYOUT IS DESIGNED FOR CABLE ENTRY/EXIT TO BE TOP/BOTTOM.
- 5. REMOVE ANY HARDWARE ATTACHED TO SWITCH 1..



SECTION B-B
SCALE 1 / 4



SECTION A-A
SCALE 1 / 4



LEGEND

- CB1: CIRCUIT BREAKER
- GND: GROUND LUGS
- PS1: PIN STRIP 3 POINT SHUNT TRIP
- LVSS: RB2 POWER STACK
- CT1-3: CONTROL CARD CT'S
- CT4-6: OVERLOAD CT'S
- BP1: ATL/BYPASS CONTACTOR
- D/L1: OVERLOAD RELAY
- RLY: SS-ATL RELAY CARD
- SW2: LOCAL-OFF-REMOTE SEL. SWITCH
- T1: CONTROL POWER TRANSFORMER
- FU4-5: PRIMARY FUSING (T1)
- FU6: SECONDARY FUSE (T1)
- DIS: DOOR MOUNTED KEYPAD
- PB1: START PUSHBUTTON
- PB2: STOP PUSHBUTTON
- PB3: RESET PUSHBUTTON
- LT1: RUNNING PILOT LIGHT

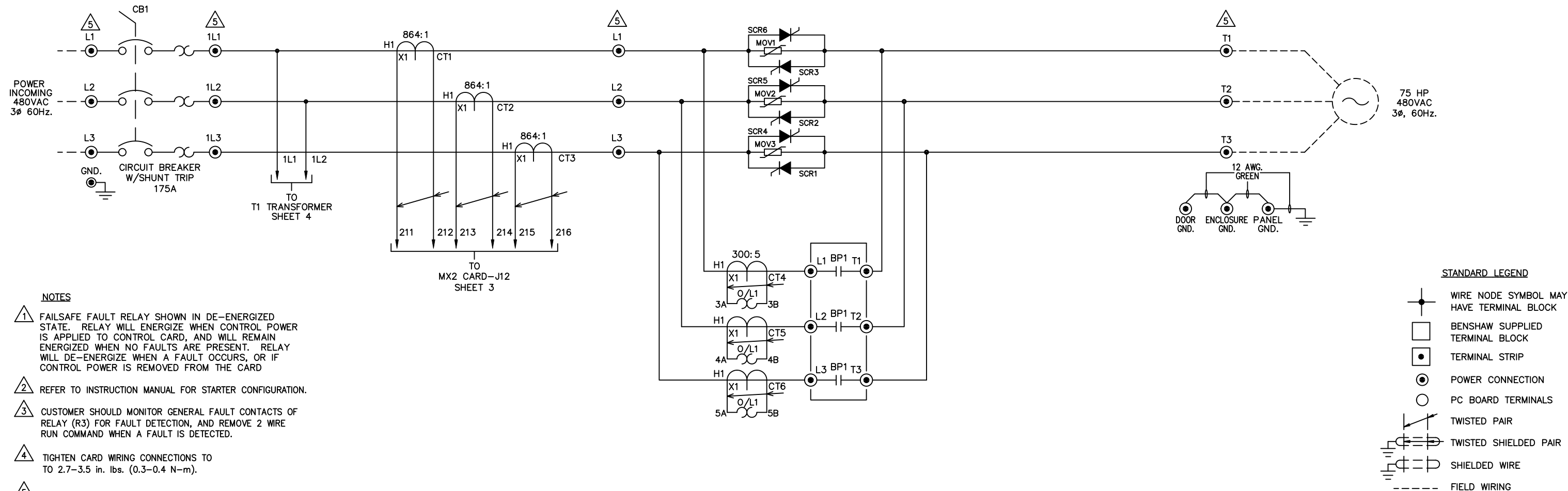
19	APPRD: BDA 9/30/21	18	APPRD: BDA 9/17/18	12	E-4.1 O-5	11	E-39.30	10	E-3796	9	E-3796	8	E-3796	7	E-3796	6	E-3796	5	E-3796	4	E-3796	3	E-3796	2	E-3796	1	E-3796
CHG BY: BDA 9/30/21		CHG BY: JLR 9/17/18		CHG BY: BDA 2/25/13		CHG BY: BDA 11/12/12		CHG BY: BDA 8/13/12		CHG BY: BDA 8/13/12		CHG BY: BDA 8/13/12		CHG BY: BDA 8/13/12		CHG BY: BDA 8/13/12		CHG BY: BDA 8/13/12		CHG BY: BDA 8/13/12		CHG BY: BDA 8/13/12		CHG BY: BDA 8/13/12		CHG BY: BDA 8/13/12	
CHANGE: CHANGED CIRCUIT BREAKER AND PILOT DEVICES		CHANGE: CHANGED TO 3VA BREAKER		CHANGE: CHANGED TO 3VA BREAKER		CHANGE: CHANGED TO 3VA BREAKER		CHANGE: CHANGED TO 3VA BREAKER		CHANGE: CHANGED TO 3VA BREAKER		CHANGE: CHANGED TO 3VA BREAKER		CHANGE: CHANGED TO 3VA BREAKER		CHANGE: CHANGED TO 3VA BREAKER		CHANGE: CHANGED TO 3VA BREAKER		CHANGE: CHANGED TO 3VA BREAKER		CHANGE: CHANGED TO 3VA BREAKER		CHANGE: CHANGED TO 3VA BREAKER		CHANGE: CHANGED TO 3VA BREAKER	
<p>THIRD ANGLE PROJECTION</p> <p>UNLESS OTHERWISE SPECIFIED ALL DIMENSIONS IN INCHES INTERPRET DRAWING PER ASME Y14.5M-1994</p> <p>TOLERANCES: .XX ± .03 .XXX ± .015 ANGLES ± 1°</p> <p>MATERIAL: FINISH:</p>										<p>THIS DRAWING AND ALL INFORMATION CONTAINED HEREIN IS THE PROPERTY OF BENSCHAW INC. AND MAY NOT BE REPRODUCED, OR DIVULGED TO UNAUTHORIZED PERSONS WITHOUT THE EXPRESS WRITTEN CONSENT OF BENSCHAW INC. IT IS PROVIDED SOLELY FOR THE CONVENIENCE OF THE USER AND SHALL BE RETURNED UPON REQUEST.</p>										<p>TITLE: ENCLOSURE LAYOUT RX2E-075-480-12KP 75HP (96 AMPS) @ 480V (500% CURRENT FOR 30SECONDS, 125% CONTINUOUS DUTY RATED)</p>				<p>SIGNATURES DATE</p> <p>DRWN: BDA 3/2/12</p> <p>CHKD: JAF 3/2/12</p> <p>ENG: JAF 3/2/12</p> <p>MFG:</p>		<p>615 ALPHA DRIVE PITTSBURGH, PA. 15238</p> <p>500 BRIGHT STREET LISTOWEL, ONTARIO M4W 3W3</p>	
SCALE: 1:4		SHEET 1 OF 4																		REV 19							

RX2E07548012KP

ON DRG

BREAKER LUGS ACCEPT
 WIRE SIZE RANGE: (1) 14AWG TIGHTENING TORQUE: 36.2LB-IN (4.1Nm)
 WIRE SIZE RANGE: (1) 12-10AWG TIGHTENING TORQUE: 47.8LB-IN (5.4Nm)
 WIRE SIZE RANGE: (1) 8-2/0AWG TIGHTENING TORQUE: 133.6LB-IN (15.1Nm)

LOAD LUGS ACCEPT
 WIRE SIZE RANGE: (1) 14-1/0AWG TIGHTENING TORQUE: 50LB-IN (6Nm)



- NOTES**
1. FAILSAFE FAULT RELAY SHOWN IN DE-ENERGIZED STATE. RELAY WILL ENERGIZE WHEN CONTROL POWER IS APPLIED TO CONTROL CARD, AND WILL REMAIN ENERGIZED WHEN NO FAULTS ARE PRESENT. RELAY WILL DE-ENERGIZE WHEN A FAULT OCCURS, OR IF CONTROL POWER IS REMOVED FROM THE CARD
 2. REFER TO INSTRUCTION MANUAL FOR STARTER CONFIGURATION.
 3. CUSTOMER SHOULD MONITOR GENERAL FAULT CONTACTS OF RELAY (R3) FOR FAULT DETECTION, AND REMOVE 2 WIRE RUN COMMAND WHEN A FAULT IS DETECTED.
 4. TIGHTEN CARD WIRING CONNECTIONS TO 2.7-3.5 in. lbs. (0.3-0.4 N-m).
 5. TIGHTEN POWER LUG FIELD WIRING CONNECTIONS TO CHART 1. SPECIFICATIONS. IF BREAKER IS SUPPLIED ON LINE SIDE OF STACK USE TORQUE VALUES ON BREAKER.
 6. REMOVE JUMPER WHEN INTERLOCKS ARE INSTALLED.
 7. SELECT EITHER TWO OR THREE WIRE CONTROL.
 8. STARTER SHIPPED SETUP FOR CUSTOMER SUPPLIED REMOTE 2 WIRE CONTROL. IF NO CONTROL IS TO BE USED THEN JUMPERS SHOULD REMAIN AS SHOWN.
 9. IF CUSTOMER SUPPLIED REMOTE 3 WIRE CONTROL IS NEEDED MAKE CUSTOMER CONNECTIONS AS SHOWN.
 10. CHANGE P49 (DI2) TO "FR" (FAULT RESET)
 11. SW1-1: (ANALOG INPUT) UP = CURRENT, DOWN = VOLTAGE
 SW1-2: (ANALOG OUTPUT) UP = VOLTAGE, DOWN = CURRENT
 12. PROGRAM (P78), FUN (03), CT RATIO = 864:1

STANDARD LEGEND

- WIRE NODE SYMBOL MAY HAVE TERMINAL BLOCK
- BENSCHAW SUPPLIED TERMINAL BLOCK
- TERMINAL STRIP
- POWER CONNECTION
- PC BOARD TERMINALS
- TWISTED PAIR
- TWISTED SHIELDED PAIR
- SHIELDED WIRE
- FIELD WIRING

CHART 1
 TIGHTENING TORQUE SPECIFICATIONS FOR HEX HEAD SCREWS

BOLT SIZE	BOLTS - GRADE 5	
	(IN. LB)	(FT. LB)
1/4	96-120	8-10
5/16	180-228	15-19
3/8	300-396	25-33
7/16	480-648	40-54
1/2	720-936	60-78

REVISIONS DO NOT SCALE DWG	THIRD ANGLE PROJECTION	UNLESS OTHERWISE SPECIFIED ALL DIMENSIONS IN INCHES INTERPRET DRAWING PER ASME Y14.5M-1994	TITLE: POWER SCHEMATIC RX2E-075-480-12KP 75HP (96 AMPS) @ 480V (500% CURRENT FOR 30SECONDS, 125% CONTINUOUS DUTY RATED)	SIGNATURES DRWN: BDA CHKD: ENG: JAF MFG:	DATE 3/2/12 3/2/12	 BENSCHAW 615 ALPHA DRIVE PITTSBURGH, PA. 15238 500 BRIGHT STREET LISTOWEL, ONTARIO M4W 3W3
	THIS DRAWING AND ALL INFORMATION CONTAINED HEREIN, IS THE PROPERTY OF BENSCHAW INC., AND MAY NOT BE REPRODUCED, OR DIVULGED TO UNAUTHORIZED PERSONS WITHOUT THE EXPRESS WRITTEN CONSENT OF BENSCHAW INC. IT IS PROVIDED SOLELY FOR THE CONVENIENCE OF THE USER AND SHALL BE RETURNED UPON REQUEST.		TOLERANCES: .xxx ± .03 .xxx ± .015 ANGLES ± 1°	SIZE D	DWG NO. RX2E07548012KP	
	MATERIAL: FINISH:		SCALE: 1:1	REV 19		
			SHEET 2 OF 4			

RX2E07548012KP

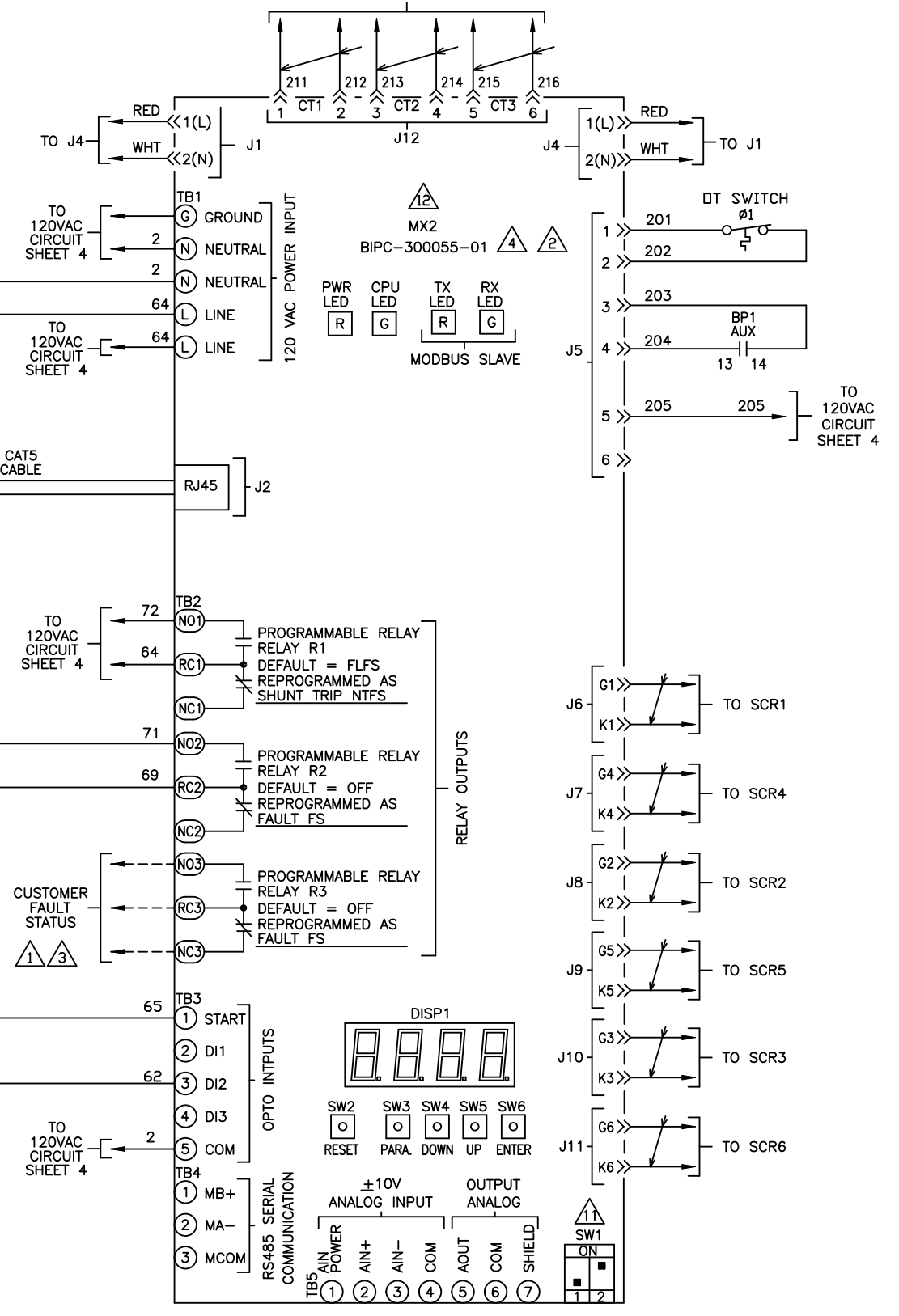
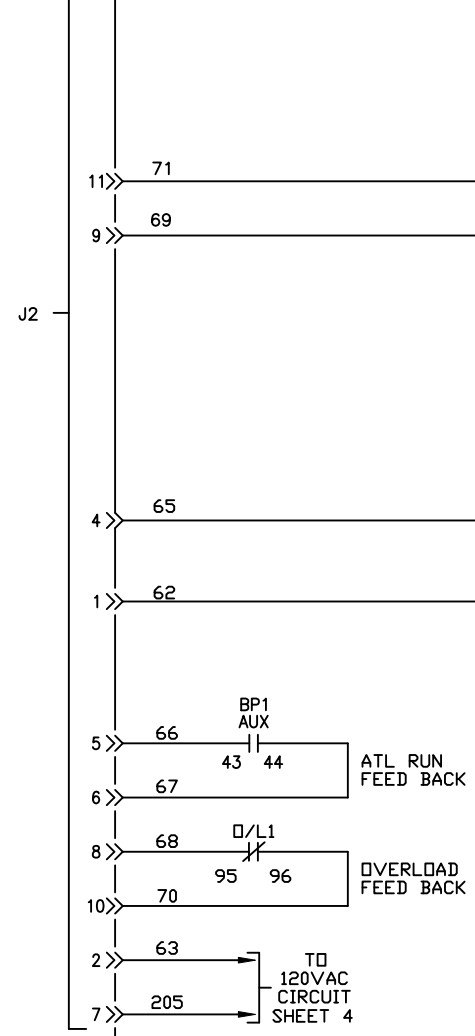
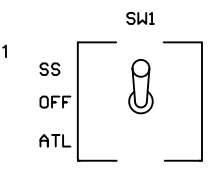
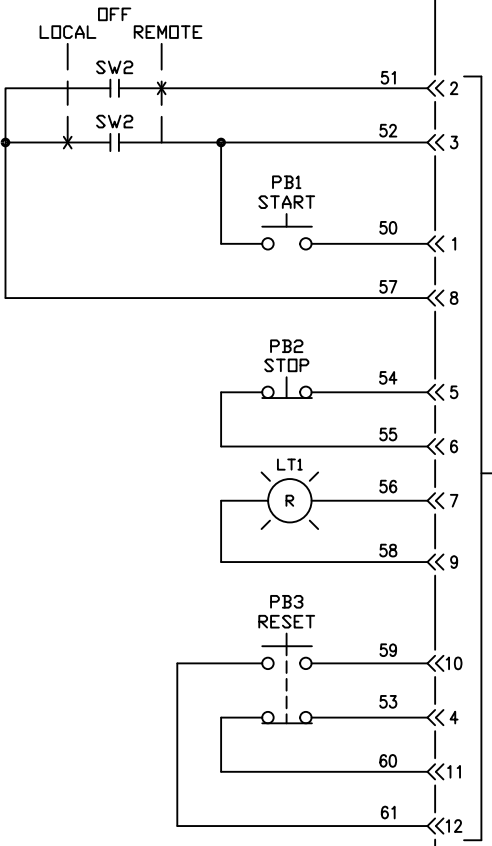
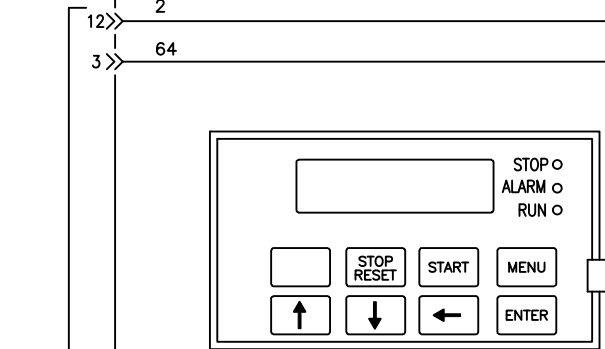
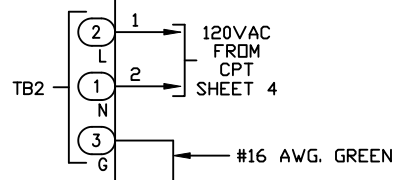
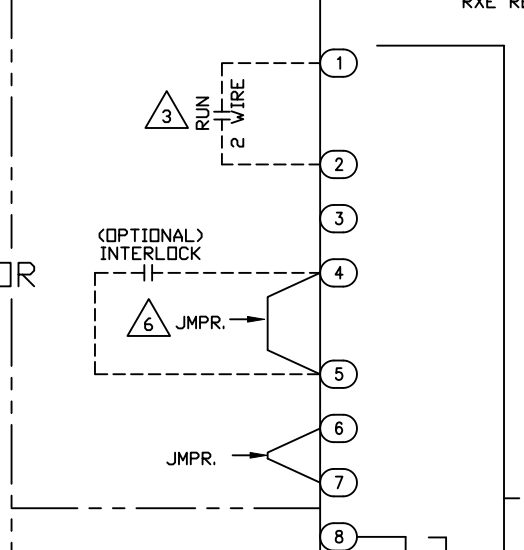
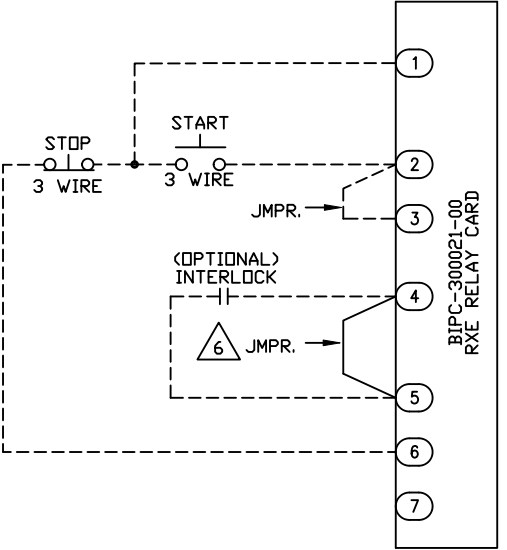
ON DWG

CUSTOMER SUPPLIED 3 WIRE CONTROL

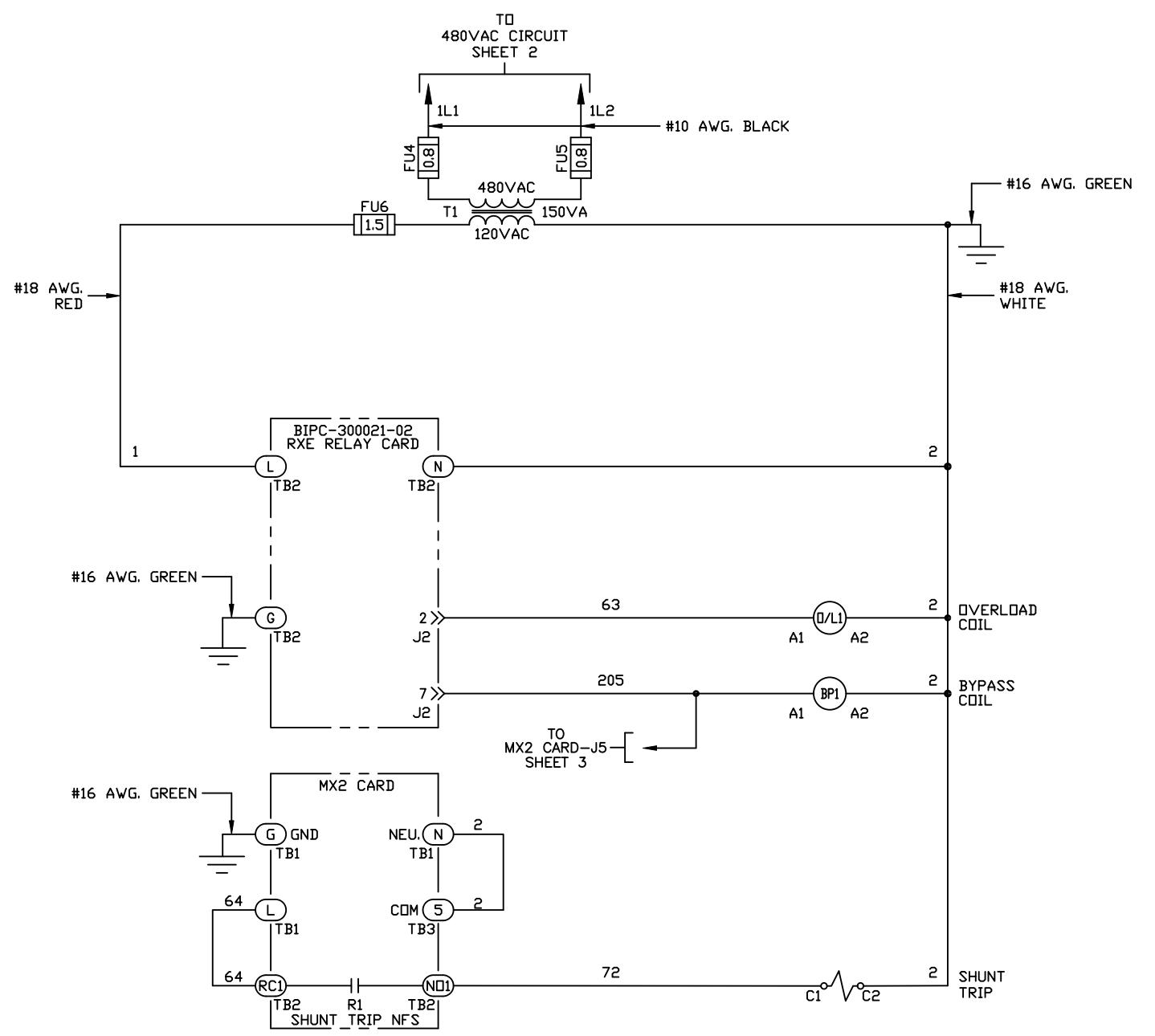
CUSTOMER SUPPLIED 2 WIRE CONTROL

BIPC-300021-00 RXE RELAY CARD

TO CT1-3 SHEET 2



REVISIONS DO NOT SCALE DWG	THIRD ANGLE PROJECTION	UNLESS OTHERWISE SPECIFIED ALL DIMENSIONS IN INCHES INTERPRET DRAWING PER ASME Y14.5M-1994	TITLE: CONTROL SCHEMATIC RX2E-075-480-12KP 75HP (96 AMPS) @ 480V (500% CURRENT FOR 30SECONDS, 125% CONTINUOUS DUTY RATED)	SIGNATURES DATE DRWN. BDA 3/2/12 CHKD. JAF 3/2/12 ENG. JAF 3/2/12 MFG.	615 ALPHA DRIVE PITTSBURGH, PA. 15238 500 BRIGHT STREET LISTOWEL, ONTARIO M4W 3W3	
	THIS DRAWING AND ALL INFORMATION CONTAINED HEREIN, IS THE PROPERTY OF BENSHAW INC., AND MAY NOT BE REPRODUCED, OR DIVULGED TO UNAUTHORIZED PERSONS WITHOUT THE EXPRESS WRITTEN CONSENT OF BENSHAW INC. IT IS PROVIDED SOLELY FOR THE CONVENIENCE OF THE USER AND SHALL BE RETURNED UPON REQUEST.	TOLERANCES: .XX ± .03 .XXX ± .015 ANGLES ± 1°	MATERIAL: FINISH:	SIZE DWG NO. D		REV 19
	SCALE: 1:1			SHEET 3 OF 4		
	DO NOT SCALE DWG			SHEET 3 OF 4		



REVISIONS DO NOT SCALE DWG	THIRD ANGLE PROJECTION	UNLESS OTHERWISE SPECIFIED ALL DIMENSIONS IN INCHES INTERPRET DRAWING PER ASME Y14.5M-1994 TOLERANCES: .XX ± .03 .XXX ± .015 ANGLES ± 1° MATERIAL: FINISH:	TITLE: CONTROL SCHEMATIC RX2E-075-480-12KP 75HP (96 AMPS) @ 480V (500% CURRENT FOR 30SECONDS, 125% CONTINUOUS DUTY RATED)	SIGNATURES DRWN. BDA ENG. JAF MFG.	DATE 3/2/12 3/2/12	615 ALPHA DRIVE PITTSBURGH, PA. 15238 500 BRIGHT STREET LISTOWEL, ONTARIO M4W 3W3		
	THIS DRAWING AND ALL INFORMATION CONTAINED HEREIN IS THE PROPERTY OF BENSHAW INC., AND MAY NOT BE REPRODUCED, OR DIVULGED TO UNAUTHORIZED PERSONS WITHOUT THE EXPRESS WRITTEN CONSENT OF BENSHAW INC. IT IS PROVIDED SOLELY FOR THE CONVENIENCE OF THE USER AND SHALL BE RETURNED UPON REQUEST.			SIZE D	DWG NO. RX2E07548012KP		REV 19	
				SCALE: 1:1			SHEET 4 OF 4	