


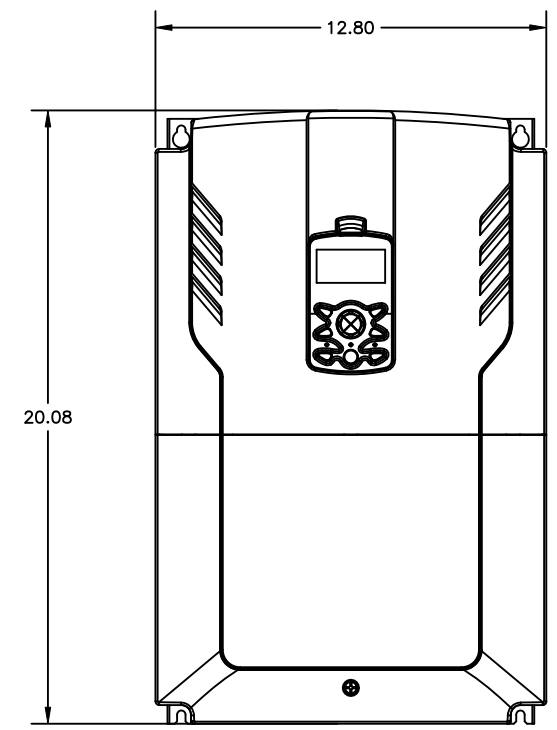
VFD-RSI-060-H2-4C ON DWG

A
B
C
D
E
F
G
H
I
J
K
L
M
N

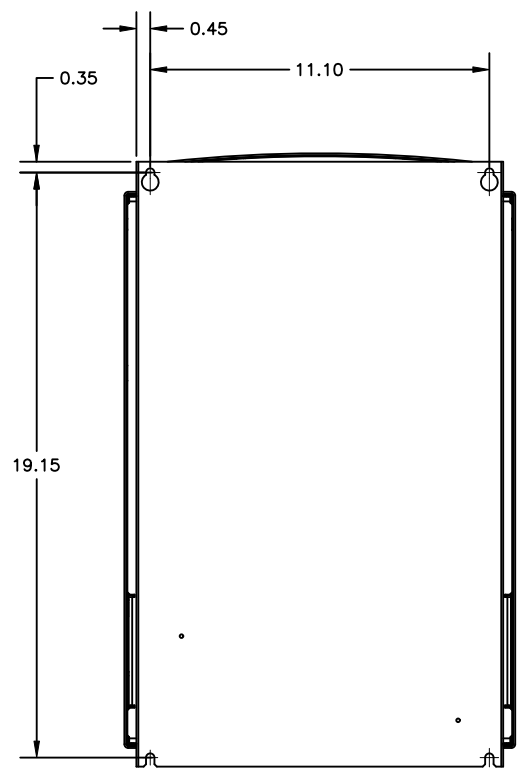
Item	Voltage / Phase	Normal Duty Rating	Normal Duty Amps	Heavy Duty Rating	Heavy Duty Amps	Weight	Heat Loss(W)	UL/IP RATING
VFD-RSI-060-H2-4C	460V / 3φ	60HP / 45kW	91.0A	50HP / 37kW	67.0A	77.2lb / 35kg	1443	UL OPEN / IP20



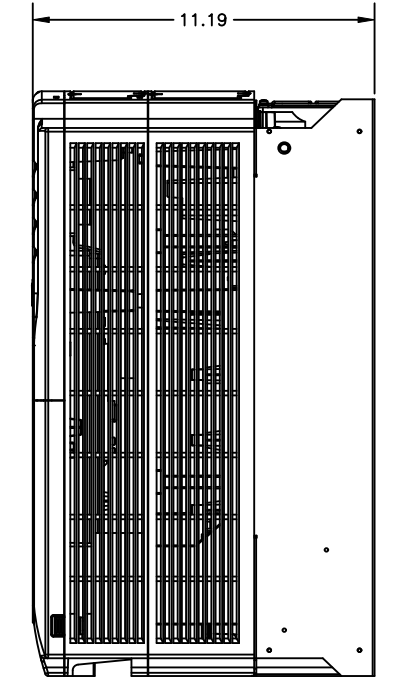
TOP VIEW



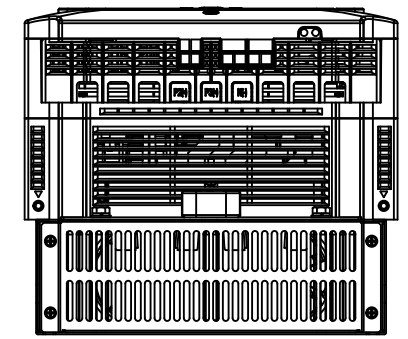
FRONT VIEW



BACK VIEW



RIGHT SIDE VIEW



BOTTOM VIEW

NOTES:
 * HD: Heavy duty type for constant torque load 150%P* ND: Normal duty type for variable torque load 120%P* Heatloss is measured with 60Hz, 100% load and default carrier frequency.
 * Refer to product manual for additional details and specifications
 * UL Type 1 is achieved with optional conduit box. P/N EN-101040-03

REVISIONS DO NOT SCALE DWG	THIRD ANGLE PROJECTION	UNLESS OTHERWISE SPECIFIED ALL DIMENSIONS IN INCHES INTERPRET DRAWING PER ASME Y14.5M-1994	TITLE: H2 SERIES VFD 60HP, 480V, 91A, ND 50HP, 480V, 67A, HD UL OPEN (IP20)	SIGNATURES DRWN: R,JF CHKD: DRP ENG: DRP MFG:	DATE 03/31/20 11/17/20 01/09/22	615 ALPHA DRIVE PITTSBURGH, PA. 15238 550 BRIGHT STREET LISTOWEL, ONTARIO M4W 3W3	
	THIS DRAWING AND ALL INFORMATION CONTAINED HEREIN, IS THE PROPERTY OF BENSHAW INC. AND MAY NOT BE REPRODUCED, OR DIVULGED TO UNAUTHORIZED PERSONS WITHOUT THE EXPRESS WRITTEN CONSENT OF BENSHAW INC. IT IS PROVIDED SOLELY FOR THE CONVENIENCE OF THE USER AND SHALL BE RETURNED UPON REQUEST.	TOLERANCES: .XX ± .03 .XXX ± .015 ANGLES ± 1°		MATERIAL: FINISH:	SIZE: D DWG NO.:		REV: 0
	SCALE: 1:1			SHEET 1 OF 1			
	VFD-RSI-060-H2-4C						