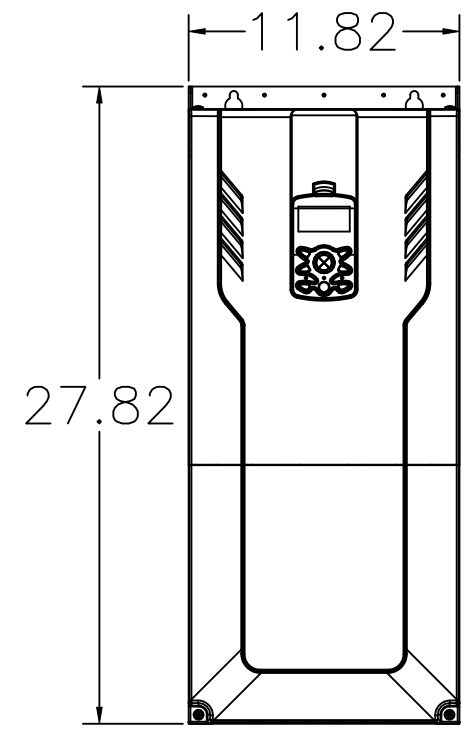
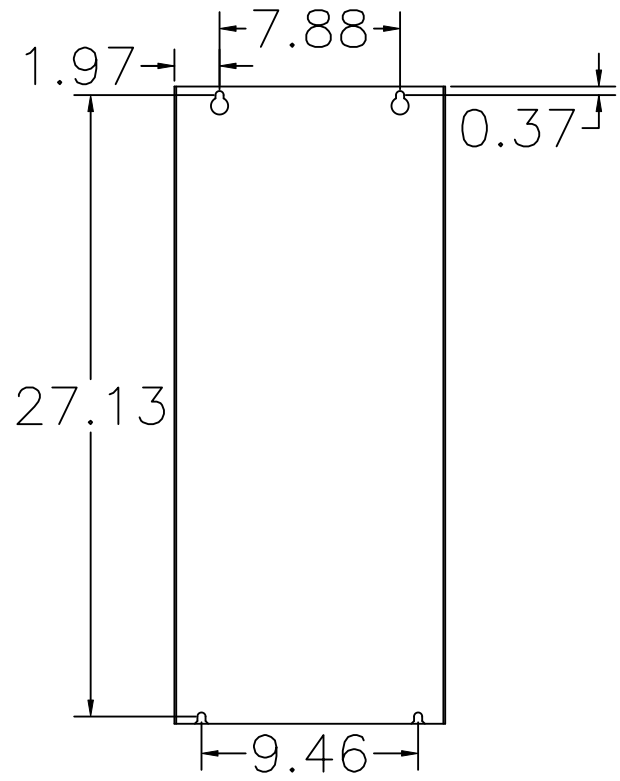


VFD-RSI-150-H2-4C ON DWG

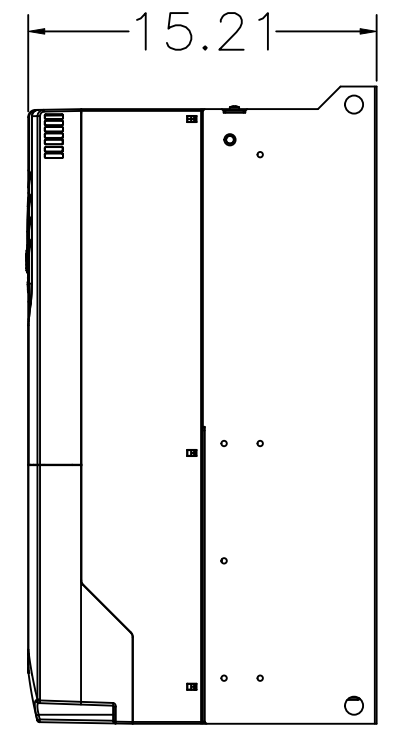
Item	Voltage / Phase	Normal Duty Rating	Normal Duty Amps	Heavy Duty Rating	Heavy Duty Amps	Weight	Heat Loss(W)	UL/IP RATING
VFD-RSI-150-H2-4C	460V / 3φ	150HP / 110kW	223.0A	125HP / 90kW	169.0A	123lb / 56kg	3960	UL OPEN / IP20



FRONT VIEW

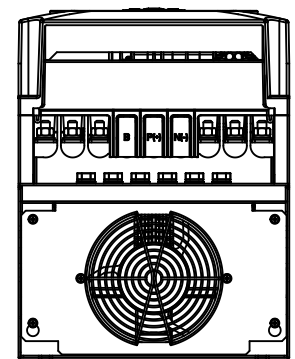
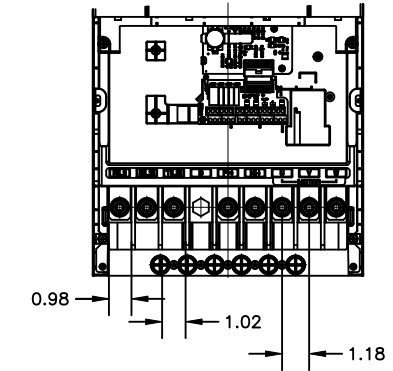


BACK VIEW



RIGHT SIDE VIEW

HP	Input / Output Terminal Screw Size	Input / Output Screw Torque
150	M10	8.8 ~ 11.96 Nm
200		77.9 ~ 105.85 lbf.in



BOTTOM VIEW

NOTES:
 * HD: Heavy duty type for constant torque load 150%P* ND: Normal duty type for variable torque load 110%P* Heatloss is measured with 60Hz, 100% load and default carrier frequency.
 * Refer to product manual for additional details and specifications
 * UL Type 1 is achieved with optional conduit box. P/N EN-101040-05

REVISIONS DO NOT SCALE DWG	THIRD ANGLE PROJECTION	UNLESS OTHERWISE SPECIFIED ALL DIMENSIONS IN INCHES INTERPRET DRAWING PER ASME Y14.5M-1994	TITLE: H2 SERIES VFD 150HP, 480V, 223A, ND 125HP, 480V, 169A, HD UL OPEN (IP20)	SIGNATURES: R,JF DATE: 04/02/20 CHKD: DRP DATE: 11/17/20 ENG: DRP DATE: 01-10-22 MFG:	815 ALPHA DRIVE PITTSBURGH, PA. 15238 550 BRIGHT STREET LISTOWEL, ONTARIO M4W 3W3	
	THIS DRAWING AND ALL INFORMATION CONTAINED HEREIN, IS THE PROPERTY OF BENSHAW INC. AND MAY NOT BE REPRODUCED, OR DIVULGED TO UNAUTHORIZED PERSONS WITHOUT THE EXPRESS WRITTEN CONSENT OF BENSHAW INC. IT IS PROVIDED SOLELY FOR THE CONVENIENCE OF THE USER AND SHALL BE RETURNED UPON REQUEST.			DWG NO. VFD-RSI-150-H2-4C		REV 0
	MATERIAL: FINISH:			SCALE: 1:1		SHEET 1 OF 1
	DO NOT SCALE DWG					